




T8 LED TRI-CCT TUBES (4FT & 5FT)

Globes - LED Globes

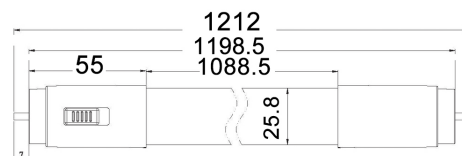


CCT Switch on the end

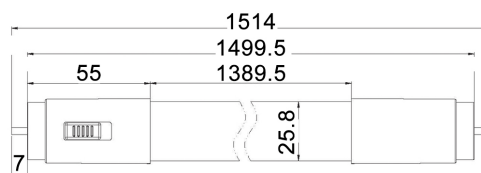
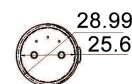


LED Starter Incl.

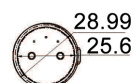
- Input voltage: 220-240V 50/60Hz
- Inbuilt Constant Current LED driver
- Heatsink: PC
- LED chips: SMD2835 LEDs
- Tri-CCT (3000K/ 4000K/ 5700K) in one fitting
- CCT switch on the end of the tube
- **LED starter included**
- Tube base: G13
- CRI: >80
- Power factor: >0.5
- Ambient temperature: -20 to 40°C
- Not suitable for dimming
- Suitable for 2-way switching
- Suitable for use with sensors
- Double insulated



PT8TRI1 Line Drawings



PT8TRI2 Line Drawings



25,000hr
Lifetime

150°
Beam Angle

IP20
Rated

2YEAR
Replacement
Warranty

PART NO.	DESCRIPTION	LUMNES			WATT	CRI	PF	LENGTH	BOX WEIGHT	BOX SIZE	CARTON QTY
		3000K	4000K	5700K							
PT8TRI1	GLOBE LED T8 TUBE TRI 18W 4FT	1800lm	2050lm	1900lm	18W	>80	>0.5	1212mm	0.13kg	124x27x18cm	1/40
PT8TRI2	GLOBE LED T8 TUBE TRI 24W 5FT	2400lm	2700lm	2550lm	24W	>80	>0.5	1514mm	0.16kg	154x27x18cm	1/40

*Must be installed by a licenced electrician (Installation instructions sheet provided in each product box)